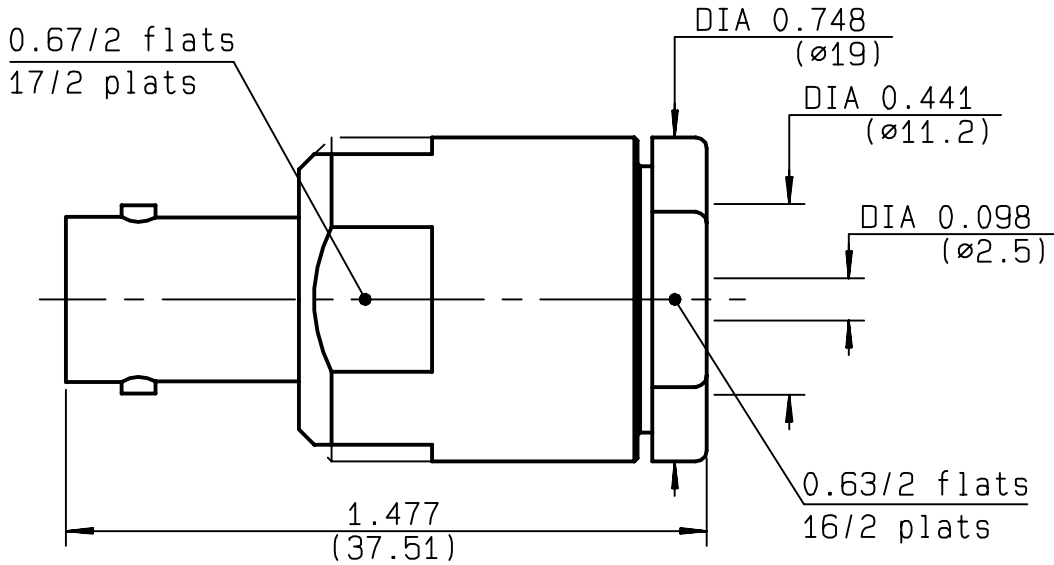


**STRAIGHT JACK CLAMP TYPE
CABLE 10+11/50**

R141.219.000
SERIES BNC



NOMINAL IMPEDANCE	50 Ω	CABLES : KX 13 KX 4 RG 213 RG 214 RG 225 RG 393
FREQUENCY RANGE	0-4 GHz	
TEMPERATURE RATING	-65/+165 °C	
V.S.W.R	1.2 + x F(GHz)Maxi	
RF INSERTION LOSS	0.1 √F(GHz) dB Maxi	
VOLTAGE RATING	500 Veff Maxi	
DIELECTRIC WITHSTANDING VOLTAGE	1500 Veff Mini	
INSULATION RESISTANCE	5000 MΩMini	
HERMETIC SEAL	NA Atm.cm ³ /s	
LEAKAGE (pressurized only)	NA	
MECHANICAL DURABILITY	500 Cycles	OTHERS CHARACTERISTICS
WEIGHT	36.8 gr	CABLE RETENTION 350 N Mini
SPECIFICATION		CENTER CONTACT RETENTION
		Axial force - mating end 27 N Mini
		Axial force - opposite end 27 N Mini
		Torque NA cm.N Mini
		RECOMMENDED TORQUES
		Mating NA cm.N
		Panel nut NA cm.N
		Clamp nut 450 cm.N

CONNECTOR PARTS	MATERIALS	FINISH	(all values are given) in micrometers
BODY	BRASS	NICKEL 2	
OUTER CONTACT			
CENTER CONTACT	BERYLLIUM COPPER	GOLD 0.5 OVER NICKEL 2	
INSULATOR	PTFE	-	
GASKET	SILICONE RUBBER	-	
OTHERS PIECES	BRASS	NICKEL 2	

ISSUE	CREATION DATE	FILE PART-NUMBER
9843A00	22/12/1997	97-0011-028



RADIALL®

PERRIN

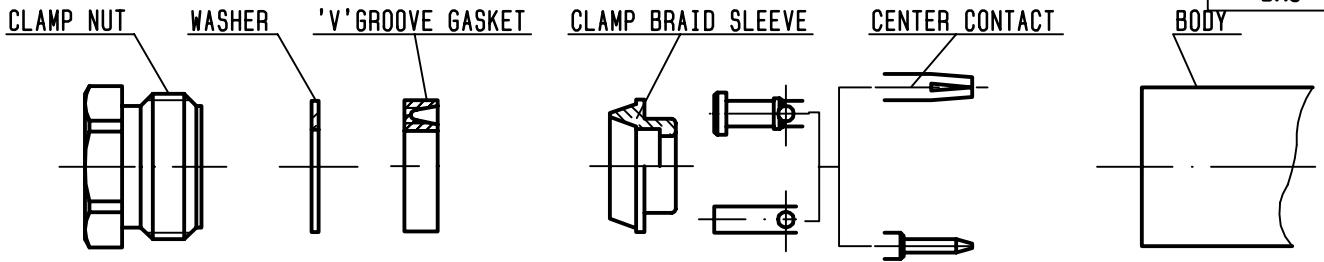
The information given here is subject to change without notice.
Design changes may be in order to improve the product .

Connect to the future



R141.219.000

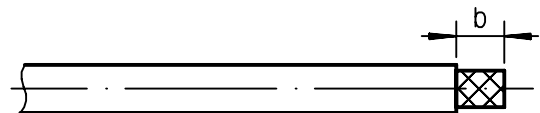
ISSUE **9843A00** SERIES **BNC**



①

Strip the cable .

-
-
-
-

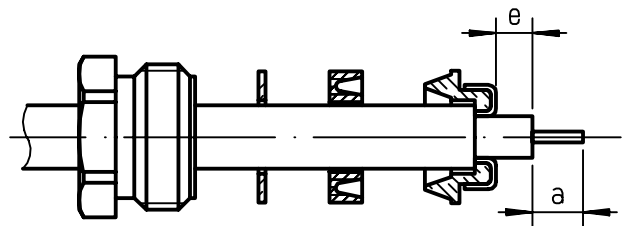


Stripping	a	b	c	d	e
inch	0.118	0.354	0	0	0.039
mm	3	9			1

②

Slide clamp nut, washer and 'V'groove gasket onto cable .
Slide clamp braid sleeve over braid .
Fold braid back and trim off extra braid .
Trim dielectric back as shown .

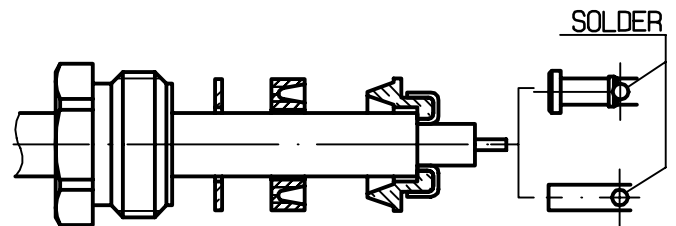
-



③

Solder the center contact onto cable center conductor .

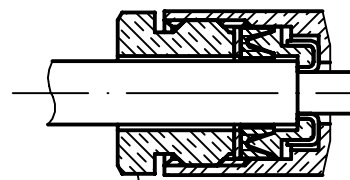
-
-
-
-
-
-



④

Screw sub-assembly into the connector body .
(recommended coupling torque 450N.cm)
39.82in.lb

-
-



Hex. : 16 mm /flats
Hex. : 0.63inch /flats